

A NETWORK OF RECYCLING DISPOSAL CENTERS AT YOUR SERVICE 7 DAYS A WEEK

Recycling centres are real sorting places, fitted out, guarded and fenced where individuals and professionals* can deposit their bulky, garden, DIY, heavy or toxic waste. To deposit your waste safely, and for each material to be recycled or recovered in the right channel, it is important to follow the instructions carefully.

Prepare your visit to the recycling center!


The 4 recycling centers are accessible upon presentation of a BADGE. Check that you have yours or go to www.monservicedechets.com under the heading «Make a request», it is free.

Passenger vehicles with or without a trailer and vehicles such as vans, flatbed trucks, with a GVW of less than or equal to 3.5 tonnes, without a hitch and a length of less than 6 metres are permitted.

GOOD REFLEXES TO ADOPT



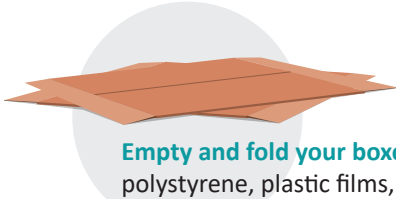
Sort your waste by category in advance (furniture, cardboard, scrap metal, etc.), you will save time on site.



Come with someone to unload your heavy objects.

Cover your trailer to avoid scattering your waste during transport.


Optimize your trips to the recycling center by bringing several pieces of waste at a time.



Empty and fold your boxes, first removing the polystyrene, plastic films, etc.



Check the sorting instructions indicated on each bin or ask the recycling center agents for advice, they are there to guide you.



If you transport your green waste or rubble **in plastic bags, do not throw them in the bins.** Empty them and keep them.



The dumping of household waste is prohibited: no garbage bags or food waste.

*Access condition on: www.monservicedechets.com

OTHER SOLUTIONS BEFORE THROWING AWAY AT THE RECYCLING CENTER

Encourage mulching of plants in your garden or composting.

Mulch your plants with your dried clippings to maintain humidity and save water. Shredded hedges can also be composted or used as mulch at the foot of flowerbeds and shrubs. Get your composter on www.monservicedechets.com in the «Make a request» section.

Repair rather than throw away!

You can find help from your loved ones, from a professional repairer or even at a «Repair café» organized by a local association! Give a second life to your furniture and objects in good condition that you have no use for. You can bring them directly to a local association, to the reuse space available at the Péron and Saint-Genis-Pouilly recycling centers or to the [Ressourcerie du Pays de Gex in Ornex](#). This can be an opportunity to discover their shop and buy second-hand.

Put your paper, packaging and glass in the voluntary contribution points located in your municipality.

317 points are available to you in the territory. Find the sorting point closest to you on www.monservicedechets.com under the heading «Sort your waste properly».


Did you know? Return your used appliances and furniture to distributors.

When purchasing a new appliance, **your distributor is required to take back the old one free of charge, even on the internet.** Ex: tires, electrical appliances, furniture. Many collection points are also available in stores to recycle batteries, bulbs, used electrical objects, etc.

RULES FOR COLLECTION OF HOUSEHOLD WASTE




YOUR ADMINISTRATIVE PROCEDURES



***I am moving out :** I report it quickly, so that my account is closed.*

*The bin and/or the two badges are **to be left in the accommodation that I am leaving.***



I am moving in :** I will notify you as soon as possible so that **my account can be opened at my new address.



PAPERLESS PROCEDURES, CHOOSE THE ELECTRONIC INVOICE

If you no longer wish to receive your initiative fee invoices in paper version, log in to your personal space via monservicedechets.com, then «My account» / «My options» section or contact us.